

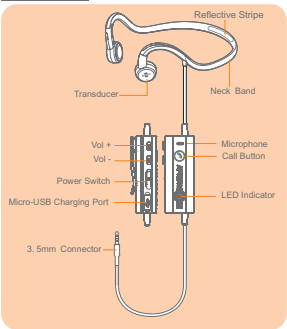
PAK-MU000000R

AFTERSHOKZ

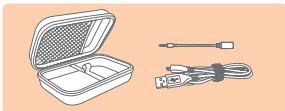
## Sportz M2 Bone Conduction Headphones

keep ears open, be aware of surroundings

### Part description



### Accessories



Item	Quantity
USB charging cable	1
User's manual	1
Warranty register card	1
Carrying box	1
Extension cord (only used for those cellphones that are not compatible with the headset)	1

### Features

- Ears open to keep you safer (walking, running, biking, etc.)
- More comfortable and stable, nothing in your ears.
- Splash proof and water resistant.

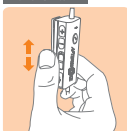
### How to wear

Put the Neck Band behind your neck and the Transducers in front of your ear, sitting on the jawbone.



### How to operate

#### Power Switch



Turns the Power Switch to "ON/OFF" position to turn on/off the headset.

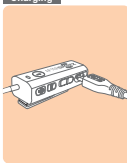
**Note:** If the power is on and there is no signal input for 15 minutes, the headset will automatically enter STANDBY MODE to save power. Once in STANDBY MODE, there will be a 2 seconds delay when "wake up" the headset.

#### Extension Cord



If the microphone is not picking-up sound, please use the EXTENSION CORD.

#### Charging



Connect the headset to a standard USB port on your PC or a wall charger via the USB charging cable. The headset will be fully charged in 2 hours. After full charged, the LED indicator will turn from red to blue. During charging the LED indicator is red. After fully charged, the LED indicator is blue.

**Note:** It's recommended to charge the headset before using for the first time, in case the battery is exhausted during storage.

### Call Button

Press Call Button to answer /hang up the call.

### Volume Control

Use the Vol+ and Vol- button to increase or decrease the volume.

### Reflective Stripe

Put the Reflective Stripe out of the hair to be safer.

### LED Indication

Operation	Power Status	Light
Operating	Full charged	Blue light flashes every 4 seconds
Standby Mode	Full charged	Blue light flashes twice every 10 seconds
Operating/Standby	Low battery	Red light flashes every 4 seconds
Charging	Charging	Solid red light
	Charging complete	Solid blue light

### Specifications

Parameter Type	Value
Sensitivity	100 ±3dB
Microphone	+11dB ±3dB
Frequency Response	20Hz-20KHz
Battery	Rechargeable Lithium Battery
Playback Time	12H
Charging Time	2H
Cable Length	130cm
Weight	45g

### Trouble shooting

Issue	Possible Cause	Solution
Does not turn on	The battery is too low	Charge the battery
Microphone is not picking-up sound	The phone you are using requires the extension cord	Connect the headset with extension cord and try again
Only produce sound on one side	Most likely, the 3.5mm jack is not plugged all the way in	Plug in the 3.5mm plug completely

### Storage and maintenance

- Store the headset in cool and dry place. The working temperature should be 0~45°C (32~113°F). Working in cold/hot environment or highly humid area will reduce the life of battery.
- After storage for a long period, please charge the headset before using again.
- The headset is water resistant, but is NOT waterproof. Please DON'T put the headset into water. Clean it with soft cloth if necessary.
- Listening with headset at high volume may affect your hearing and the audio will be distorted.
- Clean the headset with a soft dry cloth.
- Do not bring the headset into contact with any sharp object.
- Do not leave the headset to extremely high or low temperature.

**Note:** Design and specifications are subject to change without notice. For more information on the product, please visit [www.AfterShokz.com](http://www.AfterShokz.com)

